

DO YOU SPEAK ENGLISH?

PIERINA BELÉN OLIVERA MOLINA


LIMA

I AM GOING TO STUDY
ENGLISH AND I WILL
NOT STOP UNTIL I
REACH MY GOAL!


GOOD!

I KNOW!

I DID VERY
LANGUAGE




I'M LIO. I'M 23 YEARS OLD AND I WANT TO FINISH MY STUDIES AND GET A GOOD JOB.



I STUDIED AT UNIVERSITY AND I WAS A RESPONSIBLE BOY.

GOOD MORNING STUDENTS.




A FEW YEARS LATER...

I GRADUATED!

THE MOST EXCITING DAY OF MY LIFE CAME... GRADUATION!

I WILL BE A GREAT LAWYER!



NOW IT'S TIME TO GET A JOB.

JOBS

RRRM!!

I WILL GO TO A JOB INTERVIEW.





YOU ARE NOT ACCEPTED FOR THIS JOB.

WHY?

RESUME
GARCIA
LIO

ONE REQUIREMENT IS TO KNOW ENGLISH, BUT YOU DON'T KNOW IT. SO YOU ARE NOT ACCEPTED.

Grr!

I have to do something...

I AM GOING TO STUDY ENGLISH AND I WILL NOT STOP UNTIL I REACH MY GOAL!

I WILL GO TO ANOTHER JOB INTERVIEW.

GOOD!

I KNOW!

I DID VERY WELL AT THE LANGUAGE INSTITUTE.

YOU'RE HIRED.

I'M GOING TO DO A GREAT JOB.

LEARNING ENGLISH IS VERY IMPORTANT BECAUSE IT CAN OPEN MANY OPPORTUNITIES.

UNDERSTANDING THE STORY

WHAT IS THE MAIN IDEA OF THIS STORY?

- A. HE NEEDS MONEY TO BE HAPPY.
- B. GRADUATION IS THE KEY TO SUCCESS.
- C. ENGLISH WILL HELP YOU GET A JOB.

VOCABULARY

MATCH THESE WORDS WITH A SYNONYM.

- | | |
|----------------|----------------------|
| 1. REACH | A. RELIABLE |
| 2. GRADUATE | B. COMPLETE A COURSE |
| 3. RESPONSIBLE | C. GET A JOB |
| 4. LAWYER | D. ACHIEVE, OBTAIN |
| 5. HIRED | E. LEGAL PROFESSION |

USE THE VERBS IN PARENTHESIS IN AN APPROPRIATE FORM.

GRAMMAR

- 1. THE GIRL _____ (TO WANT) TO BE A LAWYER.
- 2. HE _____ (TO APPLY) FOR A JOB.
- 3. AT THE FIRST INTERVIEW, GARCIA LIO _____ (TO SUCCEED).
- 4. AFTER STUDYING ENGLISH, HE _____ (TO REACH) HIS GOAL.
- 5. AT THE NEXT INTERVIEW, HE _____ (TO ACCEPT) THE JOB.

NOW YOU CREATE

- 1. DRAW A SEQUEL COMIC STRIP: LIO USING ENGLISH IN HIS JOB.
- 2. WRITE A DIARY ENTRY FOR LIO. CHOOSE A DAY: WHEN HE WAS NOT ACCEPTED FOR A JOB OR AFTER HE WAS GIVEN A JOB.

NOW YOU TALK

INTERVIEW EACH OTHER FOR A JOB. TAKE TURNS BEING THE EMPLOYER AND THE APPLICANT FOR THE JOB.

ROLE PLAY

BREAK INTO PAIRS OR SMALL GROUPS. PICK ROLES. PLAN BY THINKING ABOUT WHAT WORDS AND EXPRESSIONS YOU WILL NEED. ASK THE TEACHER OR A CLASSMATE FOR HELP. WHEN READY, DECIDE WHO SPEAKS FIRST.

- 1. LIO, HIS FRIEND: TALKING ABOUT GRADUATION.
- 2. LIO, HIS FATHER: FATHER WANTING HIM TO DRIVE A TRUCK.
- 3. INTERVIEWER, LIO: TALKING ABOUT HIS RESUME.
- 4. LIO, HIS MOTHER: TALKING AFTER HE IS NOT HIRED.
- 5. INTERVIEWER, LIO: LIO GETTING THE JOB, REACHING HIS GOAL.
- 6. LIO, TO HIS YOUNGER BROTHER OR SISTER: GIVING ADVICE.